

ELECTRICAL FIXTURE SCHEDULE

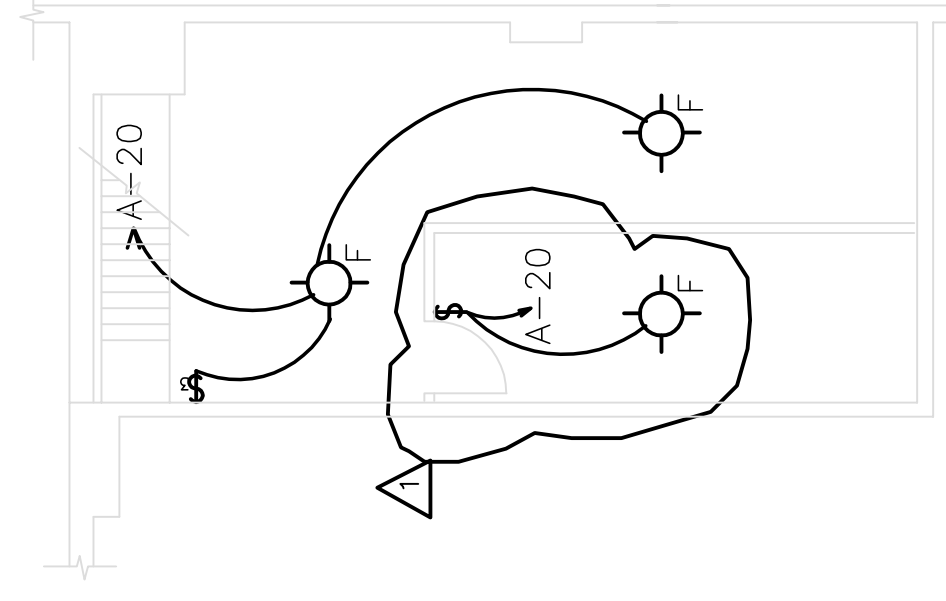
MARK DESCRIPTION

- ⊙ A PENDANT FIXTURE BY REJUVENATION, MODEL: ROSE CITY #AA5348, 100W., 1 BULB.
- ⊙ B PENDANT FIXTURE, REJUVENATION, MODEL: BRIGHTWOOD #AA0110, 60W., 1 BULB.
- ⊙ C PENDANT FIXTURE BY FOCAL POINT, MODEL: FUSION # FSN-RUW-2-42T-1C-120-S-C24, 42W. 2 BULBS.
- ⊙ D FLUSH FIXTURE, REJUVENATION, MODEL: SABIN #AA7029, 60W., 1 BULB.
- ⊙ E SCONCE FIXTURE, ST. HELENS, MODEL: W151, 100W., 1 BULB.
- ⊙ F FLUSH FIXTURE, EXISTING, WITH PORCELAIN SOCKET, 60W., 1 BULB.
- ⊙ G SUSPENDED FIXTURE, EXISTING SHOP LIGHT FLUORESCENT, 80W., 2 BULBS.
- ⊙ H WALL MOUNTED, VISA LIGHTING, MODEL: COLONNADE #OW1042, 13W., 3 BULBS.
- ⊙ J WALL MOUNTED, GUTH, MODEL: SUNDOWNER #SND14820LSI, 35W., 20 LED LIGHTS.
- ⊙ K SUSPENDED FIXTURE, FINELITE SERIES: S10-PLVV-STO-278-91W, 36W., 1 BULBS.

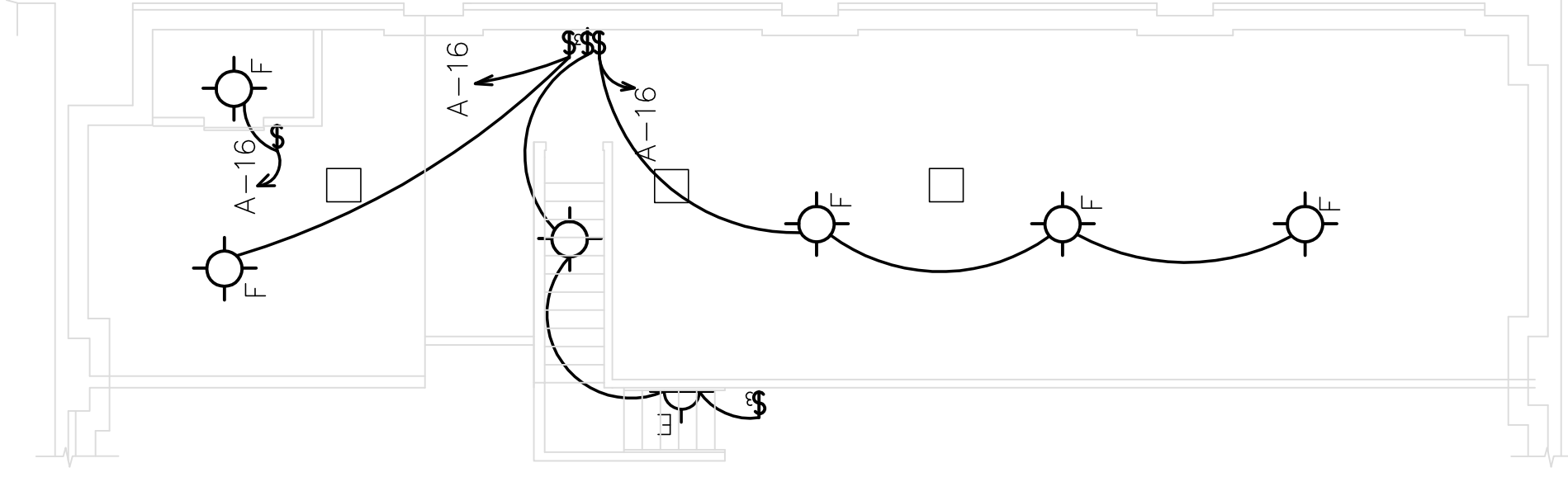
NOTE: OWNER MAY SUBSTITUTE EQUAL MODELS FOR ALL FIXTURE TYPES.

LEGEND

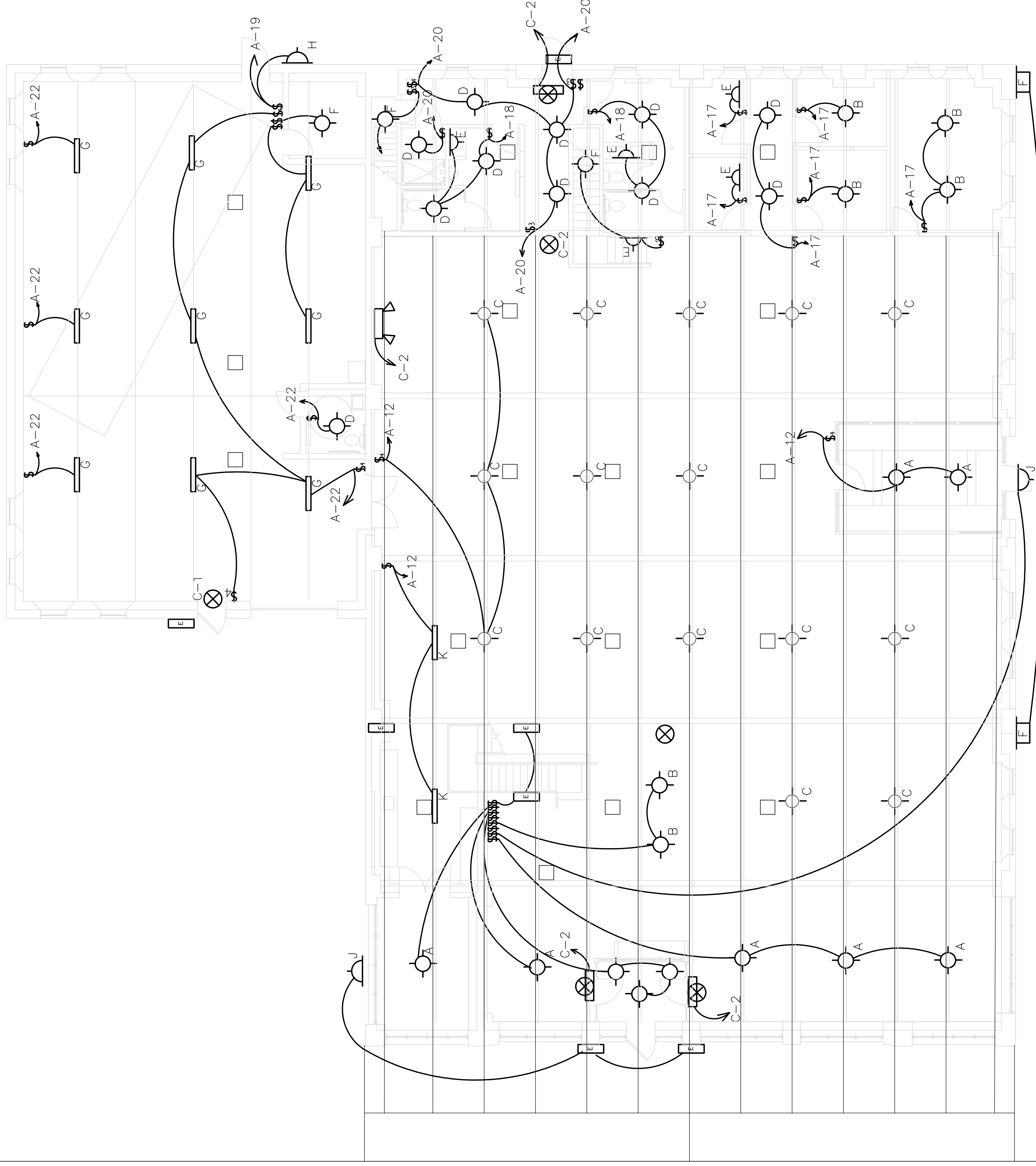
- ⊙ SINGLE POLE SWITCH, 48" AFF
- ⊕ NEW DUPLEX RECEPTACLE OUTLET
- GFI GROUND FAULT INTERRUPTER
- WP EXTERIOR GRADE RECEPTACLE BOX
- ⊙ 208 V JUNCTION BOX
- ⊙ 120V JUNCTION BOX
- ▶ NEW DATA/PHONE BOX
- ⊗ NEW L.E.D. EXIT SIGN WITH BATTERY BACKUP WIRED TO LOCAL CIRCUIT
- ⊗ NEW L.E.D. EXIT SIGN & EMERGENCY LIGHT WIRED TO LOCAL CIRCUIT
- ⊗ NEW L.E.D. EMERGENCY LIGHT WIRED TO LOCAL CIRCUIT
- ⊕ NEW L.E.D. EMERGENCY LIGHT
- ⊕ NEW INDUCTION OUTDOOR LIGHT
- SOLA TUBE



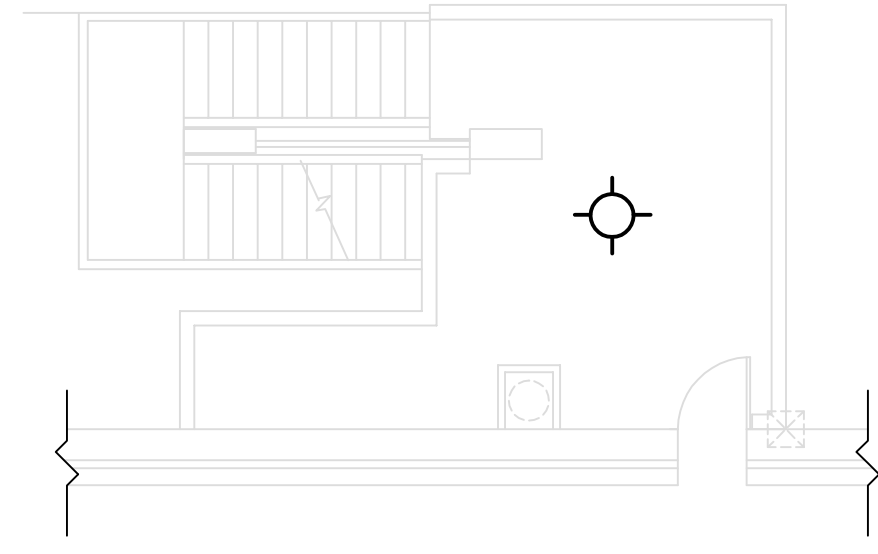
BSMT. LIGHTING PLAN
SCALE: 1/8"=1'-0"



MEZZ. LIGHTING PLAN
SCALE: 1/8"=1'-0"



ELECTRICAL LIGHTING PLAN
SCALE: 1/8"=1'-0"



FRONT MEZZ. LIGHTING PLAN
SCALE: 1/8"=1'-0"



GREEN GARAGE AS BUILT
11-30-10 AS BUILT/IN PROGRESS

DATE	ISSUE FOR	REVISIONS
8-5-09	OWNER REVIEW	
8-17-09	FOR PERMIT	
8-27-10	REV. PER OWNER	

ARCHITECTS **INTERNATIONAL, INC.**
17400 Woodward
Farmington Hills, MI 48331
Phone: 313-341-7930
Fax: 313-341-6944

DESIGNED: TLB
DRAWN: TLB
APPROVED: TLB
SHEET TITLE: ELEC. LIGHTING PLAN

CHECKED: TLB
DATE: 8-30-09
PROJECT NO.: 0923
SHEET NO.: E-2